

POWERED BY ORIGIN 10.3 INDUSTRIAL ENGINE

CEG PUMPJACK PACKAGE

CEG
780.542.2250


CEG—DRIVING EFFICIENCY

CREAM ENERGY GROUP is proud to introduce the all new Premium Power Package. When high horse power and high torque are required, look no further than the CEG - Origin 10.3L Pumpjack Package.

Built with the Origin 10.3L Big Bore Engine and designed to provide the best HP and Torque throughout all conditions.

A Peak Horsepower of 310 HP (@ 2800 RPM) and a Torque of 615 ft-lb (@1800 RPM) means this unit is designed for the biggest pumpjacks and long stroke pumping units out there.

With the ability to provide a constant 180 HP at 1800RPM means that your pumping units can operator at a designed SPM when maintaining a low Engine RPM. This translate into longer life for your engines and less wear on the pumping units.



STATE-OF-THE-ART ENGINE TECHNOLOGIES


- Integrated, large capacity oil cooler ports.
- Hydraulic roller valve lifters for reduced friction and improved performance.
- Engines are balanced for minimal vibration and smooth running.
- Piston oilers provide cooler piston crown temperatures and increased lubrication.
- Large capacity oil pan contains several threaded fittings for easier maintenance.
- Stellite-faced Inconel valves ensure performance in extreme duty applications.
- Hardened valve guides for longer life.
- Teflon front and rear main seals provide three times the life of conventional seals.
- Oil Pan Gasket is one-piece molded silicone with a steel carrier.
- Head Gasket is solid steel core with stainless steel "armor".
- Cylinder heads feature hardened exhaust and intake seats for increased head life.
- Hydraulic roller lifter camshaft, optimized for high-torque industrial applications.
- Coil-near-plug ignition provides greater spark control.
- Pistons engineered to dissipate heat for extreme duty.



STANDARD FEATURES

ENGINE

- Easy Access Oil Drain Line C/W Ball Valve
- Easy Access Top Oil Spout
- Gas inlet valve C/W Lockable Handle
- Stainless Steel Vent Lines
- Complete Fan Guard
- Easy Access Cover for Coolant Top Up
- 12V Alternator
- 12V Alternator Belt Guard
- Murphy Oil Level Sight Glass C/W Shutdown Controller
- Battery Disconnect C/W Safety Lockout
- Battery Voltage Indicator
- Oil Pressure Gauge
- RPM Tachometer
- RPM Potentiometer
- Emergency Shutdown Button
- Auxiliary Shutdown Terminal
- Auxiliary Heat Trace Valves
- Lockable Battery Box
- Dual Exhaust C/W Mufflers
- Heavy Duty Oil Containment Skid
- Dual Fuel Scrubber



FILTERS AND FLUID

- Air Filter - Donaldson
- Oil Filter - Donaldson
- Suggested Oil - 5W-30 Semi-Synthetic
- Suggested Coolant - 50/50 Ethylene Glycol

OPTIONS / AD ONS

- 12V Brushless Alternator
- 24V Brushless Alternator
- 24V Alternator Belt Guard
- 12V Dry Cell High Performance Battery
- Dual Fuel Scrubber
- All Major Belts and Sheaves Combinations
- Direct Mount Motor Rails
- 2-7/8" Jack Shaft
- 2-1/4" Jack Shaft
- 12V Battery

MURPHY ST-8 ELECTRONIC TATTLETALE ANNUNCIATOR PANEL

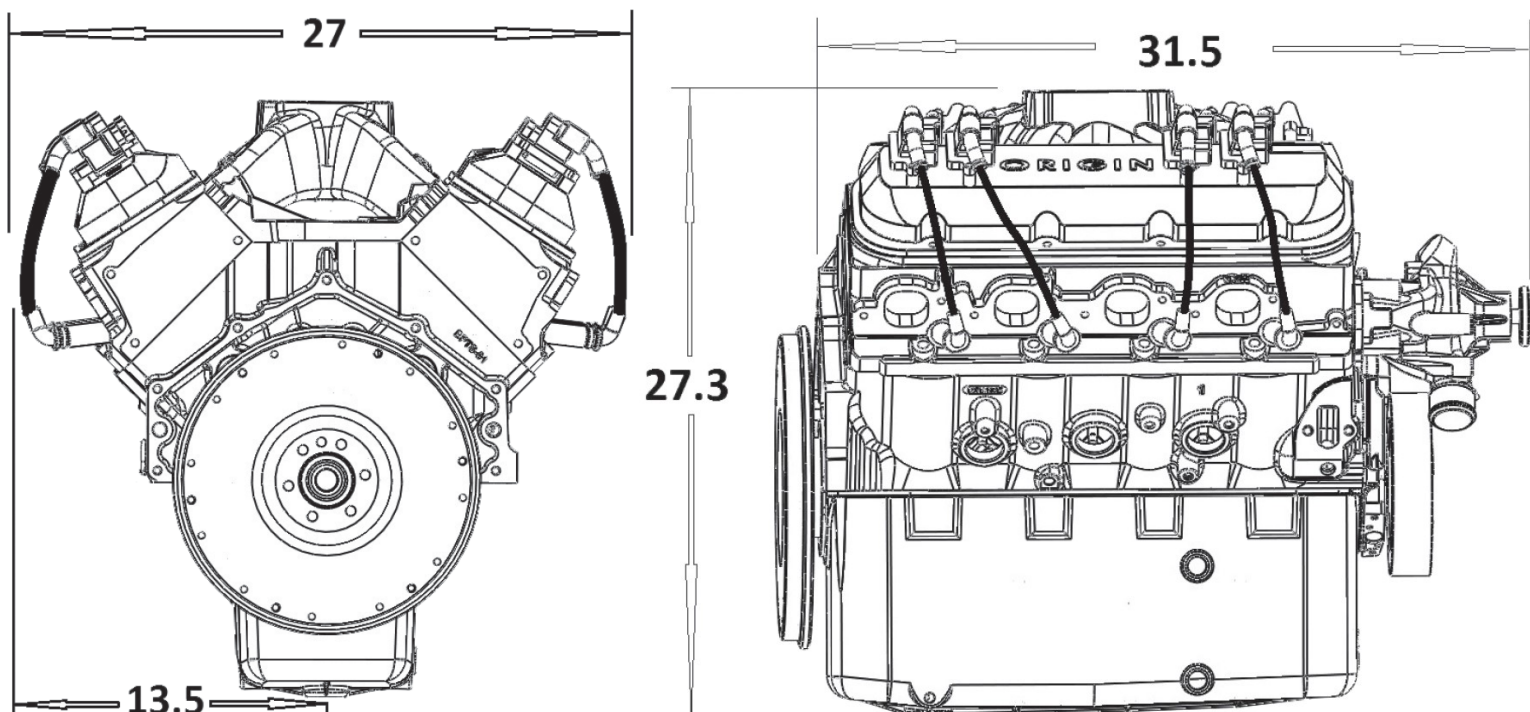
- High Water Temperature Shutdown
- Engine Oil Pressure Shutdown
- Engine Oil Level Shutdown
- Emergency Stop Tattletale
- Alternator Charge Tattletale
- Battery Charge Tattletale
- Aux input for customer site

POWERED BY ORIGIN 10.3 INDUSTRIAL ENGINE

CEG PUMPJACK PACKAGE



780.542.2250



10.3L Engine Dimensions

ENGINE SPECIFICATIONS

TYPE	10.3L V-8
DISPLACEMENT	632 CID
EPA CERTIFIED	AVAILABLE
ENGINE ORIENTATION	LONGITUDINAL
COMPRESSION RATION	10.5:1
VALVE CONFIGURATION	OVERHEAD VALVES
VALVE LIFTERS	HYDRAULIC ROLLER
BORE & STROKE	1116.84 MM X 120.66 MM
MAIN BEARING CAP	4 BOLT MAIN
REAR MAIN SEAL	1 PIECE
INTAKE MANIFOLD	SINGLE PLANE
FUEL SYSTEM	OPTIONAL
FUEL TYPE	LP & NG
OIL PAN CAPACITY	12 QT/11.35 L WITH FILTER
ENGINE ROTATION	COUNTER-CLOCKWISE

ENGINE CONSTRUCTION

BLOCK	CAST IRON
CYLINDER HEADS	CAST IRON
INTAKE MANIFOLD	ALUMINUM
CRANKSHAFT	FORGED STEEL
CAMSHAFT	STEEL BILLET ROLLER
CONNECTING RODS	FORGED STEEL
PISTONS	MOLY-GRAPHITE COATED
EXHAUST SEAT	INDUSTRIAL GRADE SUPER
INTAKE SEAT	INDUSTRIAL GRADE SUPER
INTAKE VALVES	STAINLESS STEEL
EXHAUSTED VALVES	STELLITE/INCONEL

HORSEPOWER (PEAK)

PROPANE	310 HP @ 2800 RPM
NATURAL GAS	280 HP @ 2800 RPM

TORQUE

PROPANE	615 LB-FT @ 1800 RPM
NATURAL GAS	560 LB-FT @ 1800 RPM

POWERED BY ORIGIN 10.3 INDUSTRIAL ENGINE

CEG PUMPJACK PACKAGE

CEG
780.542.2250

